


FINAL GENERAL FUND BUDGET


Fiscal Year 2023-2024

General Fund Budget Approval


Date of Adoption of the General Fund Budget: 6/5/2023



President of the Board - Original Signature Required6/5/2023

Date

Secretary of the Board - Original Signature Required6/5/2023

Date

Chief School Administrator - Original Signature Required6/5/2023

Date

Tina Darchicourt

(717)258-6484 Extn :2306

Contact Person

Telephone Extension

tdarchicourt@smsd.us

Email Address

CERTIFICATION OF ESTIMATED ENDING FUND BALANCE FROM 2023-2024 GENERAL FUND BUDGET

24 PS 6-688

(10/2010)

SCHOOL DISTRICT : South Middleton SD	COUNTY : Cumberland	AUN : 115218303
---	------------------------	--------------------

No school district shall approve an increase in real property taxes unless it has adopted a budget that includes an estimated, ending unreserved undesignated fund balance (unassigned) less than the specified percentage of its total budgeted expenditures:

Total Budgeted Expenditures	Fund Balance % Limit (less than)
Less Than or Equal to \$11,999,999	12.0%
Between \$12,000,000 and \$12,999,999	11.5%
Between \$13,000,000 and \$13,999,999	11.0%
Between \$14,000,000 and \$14,999,999	10.5%
Between \$15,000,000 and \$15,999,999	10.0%
Between \$16,000,000 and \$16,999,999	9.5%
Between \$17,000,000 and \$17,999,999	9.0%
Between \$18,000,000 and \$18,999,999	8.5%
Greater Than or Equal to \$19,000,000	8.0%

Did you raise property taxes in SY 2023-2024 (compared to 2022-2023)?

Yes ☒
No ☐


If yes, see information below, taken from the 2023-2024 General Fund Budget.

Total Budgeted Expenditures	\$45388748
Ending Unassigned Fund Balance	\$1951489
Ending Unassigned Fund Balance as a percentage (%) of Total Budgeted Expenditures	4.29%

The Estimated Ending Unassigned Fund Balance is within the allowable limits.

Yes ☒
No ☐

I hereby certify that the above information is accurate and complete.

SIGNATURE OF SUPERINTENDENT 	DATE 6/5/2023
--	------------------

DUE DATE: AUGUST 15, 2023

**CERTIFICATION OF USE OF PDE-2028
FOR PUBLIC INSPECTION OF 2023-2024 PROPOSED BUDGET**

24 PS 6-687(a)(1)

(03/2006)

School District Name : South Middleton SD	County : Cumberland	AUN Number : 115218303
---	-------------------------------	----------------------------------

Section 687(a)(1) of the School Code requires the president of the board of school directors of each school district to certify to the Department of Education that the proposed budget was prepared, presented and will be made available for public inspection using the uniform form prepared and furnished by the Department of Education.

I hereby certify that the above information is accurate and complete.

SIGNATURE OF SCHOOL BOARD PRESIDENT 	DATE 4/17/2023
---	--------------------------

DUE DATE: **IMMEDIATELY FOLLOWING
ADOPTION OF PROPOSED
FINAL GENERAL FUND BUDGET**

<u>Val Number</u>	<u>Description</u>	<u>Justification</u>
8080	Ending Fund Balance Entry and Budgetary Reserve: If 0850 Estimated Ending Unassigned Fund Balance is not equal to 0, a justification must be entered below.	The estimated unassigned fund balance is below 8% of prior year expenditures as required by law.
8150	Ending Fund Balance Entry and Budgetary Reserve: If 0830 Committed Fund Balance is not equal to 0, a justification must be entered below.	The district has committed fund balance for future PSERS and Healthcare increases.
8160	Ending Fund Balance Entry and Budgetary Reserve: If 0840 Assigned Fund Balance is not equal to 0, a justification must be entered below.	The district has assigned fund balance for facilities, technology, curriculum and music uniforms.

ITEM	AMOUNTS	
Estimated Beginning Unreserved Fund Balance Available for Appropriation and Reserves Scheduled For Liquidation During The Fiscal Year		
0810 Nonspendable Fund Balance	2,095	
0820 Restricted Fund Balance		
0830 Committed Fund Balance	3,000,000	
0840 Assigned Fund Balance	2,750,000	
0850 Unassigned Fund Balance	1,951,489	
Total Estimated Beginning Unreserved Fund Balance Available for Appropriation and Reserves Scheduled For Liquidation During The Fiscal Year		<u>\$7,701,489</u>
Estimated Revenues And Other Financing Sources		
6000 Revenue from Local Sources	32,486,606	
7000 Revenue from State Sources	11,712,035	
8000 Revenue from Federal Sources	1,190,107	
9000 Other Financing Sources		
Total Estimated Revenues And Other Financing Sources		<u>\$45,388,748</u>
Total Estimated Fund Balance, Revenues, and Other Financing Sources Available for Appropriation		<u>\$53,090,237</u>

LEA : 115218303 South Middleton SD

	<u>Amount</u>
REVENUE FROM LOCAL SOURCES	
6111 Current Real Estate Taxes	23,947,920
6112 Interim Real Estate Taxes	79,910
6113 Public Utility Realty Taxes	26,000
6114 Payments in Lieu of Current Taxes - State / Local	226,100
6140 Current Act 511 Taxes - Flat Rate Assessments	50,000
6150 Current Act 511 Taxes - Proportional Assessments	6,725,000
6400 Delinquencies on Taxes Levied / Assessed by the LEA	330,000
6500 Earnings on Investments	350,000
6700 Revenues from LEA Activities	64,000
6800 Revenues from Intermediary Sources / Pass-Through Funds	373,676
6910 Rentals	8,000
6940 Tuition from Patrons	286,000
6990 Refunds and Other Miscellaneous Revenue	20,000
REVENUE FROM LOCAL SOURCES	\$32,486,606
REVENUE FROM STATE SOURCES	
7111 Basic Education Funding-Formula	5,231,802
7112 Basic Education Funding-Social Security	638,474
7220 Vocational Education	54,000
7271 Special Education funds for School-Aged Pupils	1,167,334
7311 Pupil Transportation Subsidy	398,000
7312 Nonpublic and Charter School Pupil Transportation Subsidy	30,000
7320 Rental and Sinking Fund Payments / Building Reimbursement Subsidy	229,846
7330 Health Services (Medical, Dental, Nurse, Act 25)	47,000
7340 State Property Tax Reduction Allocation	683,058
7360 Safe Schools	237,656
7505 Ready to Learn Block Grant	208,431
7820 State Share of Retirement Contributions	2,786,434
REVENUE FROM STATE SOURCES	\$11,712,035
REVENUE FROM FEDERAL SOURCES	
8514 Title I - Improving the Academic Achievement of the Disadvantaged	267,546
8515 Title II - Preparing, Training, and Recruiting High Quality Teachers and Principals	51,684
8517 Title IV - 21st Century Schools	18,398
8744 ARP ESSER - Elementary and Secondary School Emergency Relief Fund	815,133
8751 ARP ESSER Learning Loss	23,344

	<u>Amount</u>
REVENUE FROM FEDERAL SOURCES	
8752 ARP ESSER Summer Programs	5,152
8753 ARP ESSER Afterschool Programs	8,850
REVENUE FROM FEDERAL SOURCES	\$1,190,107
TOTAL ESTIMATED REVENUES AND OTHER SOURCES	45,388,748

Act 1 Index (current): 4.1%

Calculation Method:	Rate	
Approx. Tax Revenue from RE Taxes:	\$23,947,920	
Amount of Tax Relief for Homestead Exclusions	<u>\$683,058</u>	
Total Approx. Tax Revenue:	\$24,630,978	
Approx. Tax Levy for Tax Rate Calculation:	\$25,134,681	
	Cumberland	Total

2022-23 Data		
a. Assessed Value	\$2,010,892,200	\$2,010,892,200
b. Real Estate Mills	11.8177	
I. 2023-24 Data		
c. 2021 STEB Market Value	\$1,754,143,807	\$1,754,143,807
d. Assessed Value	\$2,043,104,600	\$2,043,104,600
e. Assessed Value of New Constr/ Renov	\$0	\$0
2022-23 Calculations		
f. 2022-23 Tax Levy	\$23,764,121	\$23,764,121
(a * b)		
2023-24 Calculations		
g. Percent of Total Market Value	100.00000%	100.00000%
h. Rebalanced 2022-23 Tax Levy	\$23,764,121	\$23,764,121
(f Total * g)		
i. Base Mills Subject to Index	11.8177	
(h / a * 1000) if no reassessment		
(h / (d-e) * 1000) if reassessment		
Calculation of Tax Rates and Levies Generated		
j. Weighted Avg. Collection Percentage	97.94000%	97.94000%
k. Tax Levy Needed	\$25,134,681	\$25,134,681
(Approx. Tax Levy * g)		
I. 2023-24 Real Estate Tax Rate	12.3022	
(k / d * 1000)		
III. m. Tax Levy Generated by Mills	\$25,134,681	\$25,134,681
(I / 1000 * d)		
n. Tax Levy minus Tax Relief for Homestead Exclusions		\$24,451,623
(m - Amount of Tax Relief for Homestead Exclusions)		
o. Net Tax Revenue Generated By Mills		\$23,947,920
(n * Est. Pct. Collection)		

Act 1 Index (current): 4.1%

Calculation Method:	Rate	
Approx. Tax Revenue from RE Taxes:	\$23,947,920	
Amount of Tax Relief for Homestead Exclusions	<u>\$683,058</u>	
Total Approx. Tax Revenue:	\$24,630,978	
Approx. Tax Levy for Tax Rate Calculation:	\$25,134,681	
	Cumberland	Total

Index Maximums		
p. Maximum Mills Based On Index (i * (1 + Index))	12.3022	
q. Mills In Excess of Index (if (l > p), (l - p))	0.0000	
r. Maximum Tax Levy Based On Index (p / 1000 * d)	\$25,134,681	\$25,134,681
IV. s. Millage Rate within Index? (If l > p Then No)	Yes	
t. Tax Levy In Excess of Index (if (m > r), (m - r))	\$0	\$0
u. Tax Revenue In Excess of Index (t * Est. Pct. Collection)	\$0	\$0

Information Related to Property Tax Relief		
V. Assessed Value Exclusion per Homestead	\$12,302.00	
Number of Homestead/Farmstead Properties	4540	4540
Median Assessed Value of Homestead Properties		\$209,600

Act 1 Index (current): 4.1%

Calculation Method:	Rate
Approx. Tax Revenue from RE Taxes:	\$23,947,920
Amount of Tax Relief for Homestead Exclusions	<u>\$683,058</u>
Total Approx. Tax Revenue:	\$24,630,978
Approx. Tax Levy for Tax Rate Calculation:	\$25,134,681
	Cumberland
	Total

State Property Tax Reduction Allocation used for: Homestead Exclusions	\$683,058	Lowering RE Tax Rate	\$0	\$683,058
Prior Year State Property Tax Reduction Allocation used for: Homestead Exclusions	\$0			\$0
Amount of Tax Relief from State/Local Sources				\$683,058

2023-2024 Final General Fund Budget				Local Education Agency Tax Data			
LEA : 115218303 South Middleton SD				REAL ESTATE, PER CAPITA (SEC. 679), EIT/PIT (ACT 1), LOCAL ENABLING (ACT 511)			
Printed 6/7/2023 8:22:34 AM				Page - 1 of 1			
CODE							
6111 <u>Current Real Estate Taxes</u>							
County Name	Taxable Assessed Value	Real Estate Mills	Tax Levy Generated by Mills	Amount of Tax Relief for Homestead Exclusions	Tax Levy Minus Homestead Exclusions	Percent Collected	Net Tax Revenue Generated By Mills
Cumberland	2,043,104,600	12.3022	25,134,681			97.94000%	
Totals:	2,043,104,600		25,134,681	- 683,058	= 24,451,623	X 97.94000%	= 23,947,920
				Rate	Estimated Revenue		
6120	<u>Current Per Capita Taxes, Section 679</u>			\$0.00	0		
6140	<u>Current Act 511 Taxes – Flat Rate Assessments</u>			Rate	Add'l Rate (if appl.)	Tax Levy	Estimated Revenue
6141	Current Act 511 Per Capita Taxes			\$0.00	\$0.00	0	0
6142	Current Act 511 Occupation Taxes – Flat Rate			\$0.00	\$0.00	0	0
6143	Current Act 511 Local Services Taxes			\$5.00	\$0.00	50,000	50,000
6144	Current Act 511 Trailer Taxes			\$0.00	\$0.00	0	0
6145	Current Act 511 Business Privilege Taxes – Flat Rate			\$0.00	\$0.00	0	0
6146	Current Act 511 Mechanical Device Taxes – Flat Rate			\$0.00	\$0.00	0	0
6149	Current Act 511 Taxes, Other Flat Rate Assessments			\$0.00	\$0.00	0	0
Total Current Act 511 Taxes – Flat Rate Assessments						50,000	50,000
6150	<u>Current Act 511 Taxes – Proportional Assessments</u>			Rate	Add'l Rate (if appl.)	Tax Levy	Estimated Revenue
6151	Current Act 511 Earned Income Taxes			1.100%	0.000%	6,000,000	6,000,000
6152	Current Act 511 Occupation Taxes			0.000	0.000	0	0
6153	Current Act 511 Real Estate Transfer Taxes			0.500%	0.000%	725,000	725,000
6154	Current Act 511 Amusement Taxes			0.000%	0.000%	0	0
6155	Current Act 511 Business Privilege Taxes			0.000	0.000	0	0
6156	Current Act 511 Mechanical Device Taxes – Percentage			0.000%	0.000%	0	0
6157	Current Act 511 Mercantile Taxes			0.000	0.000	0	0
6159	Current Act 511 Taxes, Other Proportional Assessments			0	0	0	0
Total Current Act 511 Taxes – Proportional Assessments						6,725,000	6,725,000
Total Act 511, Current Taxes							6,775,000
Act 511 Tax Limit -->				1,754,143,807	X	12	21,049,726
				Market Value		Mills	(511 Limit)

LEA : 115218303 South Middleton SD

Tax Function	Description	Tax Rate Charged in:		Percent Change in Rate	Less than or equal to Index	Index	Additional Tax Rate Charged in:		Percent Change in Rate	Less than or equal to Index
		2022-23 (Rebalanced)	2023-24				2022-23 (Rebalanced)	2023-24		
6111	<u>Current Real Estate Taxes</u>									
	Cumberland	11.8177	12.3022	4.10%	Yes	4.1%				
	<u>Current Act 511 Taxes – Flat Rate Assessments</u>									
6143	Current Act 511 Local Services Taxes	\$5.00	\$5.00	0.00%	Yes	4.1%				
	<u>Current Act 511 Taxes – Proportional Assessments</u>									
6151	Current Act 511 Earned Income Taxes	1.100%	1.100%	0.00%	Yes	4.1%				
6153	Current Act 511 Real Estate Transfer Taxes	0.500%	0.500%	0.00%	Yes	4.1%				

LEA : 115218303 South Middleton SD

Printed 6/7/2023 8:22:36 AM

<u>Description</u>		<u>Amount</u>
1000 Instruction		
1100 Regular Programs - Elementary / Secondary		19,190,587
1200 Special Programs - Elementary / Secondary		7,591,453
1300 Vocational Education		466,928
1500 Nonpublic School Programs		15,564
1600 Adult Education Programs		86,238
Total Instruction		\$27,350,770
2000 Support Services		
2100 Support Services - Students		1,567,697
2200 Support Services - Instructional Staff		1,884,856
2300 Support Services - Administration		2,685,772
2400 Support Services - Pupil Health		668,571
2500 Support Services - Business		748,580
2600 Operation and Maintenance of Plant Services		3,514,166
2700 Student Transportation Services		1,915,964
2800 Support Services - Central		242,108
2900 Other Support Services		32,000
Total Support Services		\$13,259,714
3000 Operation of Non-Instructional Services		
3200 Student Activities		1,026,080
Total Operation of Non-Instructional Services		\$1,026,080
4000 Facilities Acquisition, Construction and Improvement Services		
4000 Facilities Acquisition, Construction and Improvement Services		132,362
Total Facilities Acquisition, Construction and Improvement Services		\$132,362
5000 Other Expenditures and Financing Uses		
5100 Debt Service / Other Expenditures and Financing Uses		2,599,786
5200 Interfund Transfers - Out		1,020,036
Total Other Expenditures and Financing Uses		\$3,619,822
Total Estimated Expenditures and Other Financing Uses		\$45,388,748

LEA : 115218303 South Middleton SD

Printed 6/7/2023 8:22:37 AM

<u>Description</u>	<u>Amount</u>
1000 Instruction	
1100 <u>Regular Programs - Elementary / Secondary</u>	
100 Personnel Services - Salaries	9,553,288
200 Personnel Services - Employee Benefits	6,654,569
300 Purchased Professional and Technical Services	532,505
400 Purchased Property Services	21,175
500 Other Purchased Services	990,990
600 Supplies	1,429,088
800 Other Objects	8,972
Total Regular Programs - Elementary / Secondary	\$19,190,587
1200 <u>Special Programs - Elementary / Secondary</u>	
100 Personnel Services - Salaries	2,028,758
200 Personnel Services - Employee Benefits	1,516,866
300 Purchased Professional and Technical Services	1,518,474
500 Other Purchased Services	2,497,295
600 Supplies	30,060
Total Special Programs - Elementary / Secondary	\$7,591,453
1300 <u>Vocational Education</u>	
500 Other Purchased Services	466,928
Total Vocational Education	\$466,928
1500 <u>Nonpublic School Programs</u>	
300 Purchased Professional and Technical Services	15,564
Total Nonpublic School Programs	\$15,564
1600 <u>Adult Education Programs</u>	
500 Other Purchased Services	86,238
Total Adult Education Programs	\$86,238
Total Instruction	\$27,350,770
2000 Support Services	
2100 <u>Support Services - Students</u>	
100 Personnel Services - Salaries	869,300
200 Personnel Services - Employee Benefits	608,896
300 Purchased Professional and Technical Services	9,200
500 Other Purchased Services	2,850
600 Supplies	73,306
800 Other Objects	4,145
Total Support Services - Students	\$1,567,697
2200 <u>Support Services - Instructional Staff</u>	
100 Personnel Services - Salaries	762,164
200 Personnel Services - Employee Benefits	631,522
300 Purchased Professional and Technical Services	100,570
400 Purchased Property Services	4,500
500 Other Purchased Services	94,060
600 Supplies	291,800

LEA : 115218303 South Middleton SD

Printed 6/7/2023 8:22:37 AM

Description	Amount
800 Other Objects	240
Total Support Services - Instructional Staff	\$1,884,856
2300 Support Services - Administration	
100 Personnel Services - Salaries	1,356,000
200 Personnel Services - Employee Benefits	923,593
300 Purchased Professional and Technical Services	273,000
400 Purchased Property Services	700
500 Other Purchased Services	40,606
600 Supplies	59,323
800 Other Objects	32,550
Total Support Services - Administration	\$2,685,772
2400 Support Services - Pupil Health	
100 Personnel Services - Salaries	299,820
200 Personnel Services - Employee Benefits	281,060
300 Purchased Professional and Technical Services	75,430
400 Purchased Property Services	445
500 Other Purchased Services	600
600 Supplies	11,216
Total Support Services - Pupil Health	\$668,571
2500 Support Services - Business	
100 Personnel Services - Salaries	387,540
200 Personnel Services - Employee Benefits	229,121
300 Purchased Professional and Technical Services	40,000
500 Other Purchased Services	8,413
600 Supplies	81,506
800 Other Objects	2,000
Total Support Services - Business	\$748,580
2600 Operation and Maintenance of Plant Services	
100 Personnel Services - Salaries	708,850
200 Personnel Services - Employee Benefits	573,498
400 Purchased Property Services	1,390,907
500 Other Purchased Services	101,756
600 Supplies	738,250
800 Other Objects	905
Total Operation and Maintenance of Plant Services	\$3,514,166
2700 Student Transportation Services	
100 Personnel Services - Salaries	150,070
200 Personnel Services - Employee Benefits	55,003
500 Other Purchased Services	1,705,741
600 Supplies	5,150
Total Student Transportation Services	\$1,915,964
2800 Support Services - Central	
100 Personnel Services - Salaries	98,164
200 Personnel Services - Employee Benefits	94,960

LEA : 115218303 South Middleton SD

Printed 6/7/2023 8:22:37 AM

<u>Description</u>	<u>Amount</u>
300 Purchased Professional and Technical Services	32,446
500 Other Purchased Services	150
600 Supplies	15,200
800 Other Objects	1,188
Total Support Services - Central	\$242,108
2900 <u>Other Support Services</u>	
500 Other Purchased Services	32,000
Total Other Support Services	\$32,000
Total Support Services	\$13,259,714
3000 Operation of Non-Instructional Services	
3200 <u>Student Activities</u>	
100 Personnel Services - Salaries	521,856
200 Personnel Services - Employee Benefits	223,133
300 Purchased Professional and Technical Services	70,260
400 Purchased Property Services	4,500
500 Other Purchased Services	85,050
600 Supplies	67,055
800 Other Objects	54,226
Total Student Activities	\$1,026,080
Total Operation of Non-Instructional Services	\$1,026,080
4000 Facilities Acquisition, Construction and Improvement Services	
4000 <u>Facilities Acquisition, Construction and Improvement Services</u>	
400 Purchased Property Services	132,362
Total Facilities Acquisition, Construction and Improvement Services	\$132,362
Total Facilities Acquisition, Construction and Improvement Services	\$132,362
5000 Other Expenditures and Financing Uses	
5100 <u>Debt Service / Other Expenditures and Financing Uses</u>	
800 Other Objects	1,150,042
900 Other Uses of Funds	1,449,744
Total Debt Service / Other Expenditures and Financing Uses	\$2,599,786
5200 <u>Interfund Transfers - Out</u>	
900 Other Uses of Funds	1,020,036
Total Interfund Transfers - Out	\$1,020,036
Total Other Expenditures and Financing Uses	\$3,619,822
TOTAL EXPENDITURES	\$45,388,748

LEA : 115218303 South Middleton SD

<u>Cash and Short-Term Investments</u>	<u>06/30/2023 Estimate</u>	<u>06/30/2024 Projection</u>
General Fund	6,095,475	6,095,475
Public Purpose (Expendable) Trust Fund		
Other Comptroller-Approved Special Revenue Funds		
Athletic / School-Sponsored Extra Curricular Activities Fund		
Capital Reserve Fund - § 690, §1850		
Capital Reserve Fund - § 1431	61,995	61,995
Other Capital Projects Fund	692,633	692,633
Debt Service Fund		
Food Service / Cafeteria Operations Fund	144,670	144,670
Child Care Operations Fund		
Other Enterprise Funds		
Internal Service Fund		
Private Purpose Trust Fund		
Investment Trust Fund		
Pension Trust Fund		
Activity Fund	220,364	220,364
Other Agency Fund		
Permanent Fund		
Total Cash and Short-Term Investments	\$7,215,137	\$7,215,137

<u>Long-Term Investments</u>	<u>06/30/2023 Estimate</u>	<u>06/30/2024 Projection</u>
General Fund		
Public Purpose (Expendable) Trust Fund		
Other Comptroller-Approved Special Revenue Funds		
Athletic / School-Sponsored Extra Curricular Activities Fund		
Capital Reserve Fund - § 690, §1850		
Capital Reserve Fund - § 1431		
Other Capital Projects Fund		
Debt Service Fund		
Food Service / Cafeteria Operations Fund		
Child Care Operations Fund		
Other Enterprise Funds		
Internal Service Fund		
Private Purpose Trust Fund		
Investment Trust Fund		
Pension Trust Fund		
Activity Fund		
Other Agency Fund		

LEA : 115218303 South Middleton SD

Printed 6/7/2023 8:22:38 AM

<u>Long-Term Investments</u>	<u>06/30/2023 Estimate</u>	<u>06/30/2024 Projection</u>
Permanent Fund		
Total Long-Term Investments		
TOTAL CASH AND INVESTMENTS	\$7,215,137	\$7,215,137

<u>Long-Term Indebtedness</u>	<u>06/30/2023 Estimate</u>	<u>06/30/2024 Projection</u>
General Fund		
0510 Bonds Payable	48,208,887	45,894,461
0520 Extended-Term Financing Agreements Payable		
0530 Lease and Other Right To Use Obligations	166,793	112,698
0540 Accumulated Compensated Absences		
0550 Authority Lease Obligations		
0560 Other Post-Employment Benefits (OPEB)	2,360,000	2,360,000
0599 Other Noncurrent Liabilities		
Total General Fund	\$50,735,680	\$48,367,159
Public Purpose (Expendable) Trust Fund		
0510 Bonds Payable		
0520 Extended-Term Financing Agreements Payable		
0530 Lease and Other Right To Use Obligations		
0540 Accumulated Compensated Absences		
0550 Authority Lease Obligations		
0560 Other Post-Employment Benefits (OPEB)		
0599 Other Noncurrent Liabilities		
Total Public Purpose (Expendable) Trust Fund		
Other Comptroller-Approved Special Revenue Funds		
0510 Bonds Payable		
0520 Extended-Term Financing Agreements Payable		
0530 Lease and Other Right To Use Obligations		
0540 Accumulated Compensated Absences		
0550 Authority Lease Obligations		
0560 Other Post-Employment Benefits (OPEB)		
0599 Other Noncurrent Liabilities		
Total Other Comptroller-Approved Special Revenue Funds		
Athletic / School-Sponsored Extra Curricular Activities Fund		
0510 Bonds Payable		
0520 Extended-Term Financing Agreements Payable		
0530 Lease and Other Right To Use Obligations		
0540 Accumulated Compensated Absences		
0550 Authority Lease Obligations		
0560 Other Post-Employment Benefits (OPEB)		
0599 Other Noncurrent Liabilities		
Total Athletic / School-Sponsored Extra Curricular Activities Fund		

<u>Long-Term Indebtedness</u>	<u>06/30/2023 Estimate</u>	<u>06/30/2024 Projection</u>
Capital Reserve Fund - \$ 690, \$1850		
0510 Bonds Payable		
0520 Extended-Term Financing Agreements Payable		
0530 Lease and Other Right To Use Obligations		
0540 Accumulated Compensated Absences		
0550 Authority Lease Obligations		
0560 Other Post-Employment Benefits (OPEB)		
0599 Other Noncurrent Liabilities		
Total Capital Reserve Fund - \$ 690, \$1850		
Capital Reserve Fund - \$ 1431		
0510 Bonds Payable		
0520 Extended-Term Financing Agreements Payable		
0530 Lease and Other Right To Use Obligations		
0540 Accumulated Compensated Absences		
0550 Authority Lease Obligations		
0560 Other Post-Employment Benefits (OPEB)		
0599 Other Noncurrent Liabilities		
Total Capital Reserve Fund - \$ 1431		
Other Capital Projects Fund		
0510 Bonds Payable		
0520 Extended-Term Financing Agreements Payable		
0530 Lease and Other Right To Use Obligations		
0540 Accumulated Compensated Absences		
0550 Authority Lease Obligations		
0560 Other Post-Employment Benefits (OPEB)		
0599 Other Noncurrent Liabilities		
Total Other Capital Projects Fund		
Debt Service Fund		
0510 Bonds Payable		
0520 Extended-Term Financing Agreements Payable		
0530 Lease and Other Right To Use Obligations		
0540 Accumulated Compensated Absences		
0550 Authority Lease Obligations		
0560 Other Post-Employment Benefits (OPEB)		
0599 Other Noncurrent Liabilities		
Total Debt Service Fund		

<u>Long-Term Indebtedness</u>	<u>06/30/2023 Estimate</u>	<u>06/30/2024 Projection</u>
Food Service / Cafeteria Operations Fund		
0510 Bonds Payable		
0520 Extended-Term Financing Agreements Payable		
0530 Lease and Other Right To Use Obligations		
0540 Accumulated Compensated Absences		
0550 Authority Lease Obligations		
0560 Other Post-Employment Benefits (OPEB)		
0599 Other Noncurrent Liabilities		
Total Food Service / Cafeteria Operations Fund		
Child Care Operations Fund		
0510 Bonds Payable		
0520 Extended-Term Financing Agreements Payable		
0530 Lease and Other Right To Use Obligations		
0540 Accumulated Compensated Absences		
0550 Authority Lease Obligations		
0560 Other Post-Employment Benefits (OPEB)		
0599 Other Noncurrent Liabilities		
Total Child Care Operations Fund		
Other Enterprise Funds		
0510 Bonds Payable		
0520 Extended-Term Financing Agreements Payable		
0530 Lease and Other Right To Use Obligations		
0540 Accumulated Compensated Absences		
0550 Authority Lease Obligations		
0560 Other Post-Employment Benefits (OPEB)		
0599 Other Noncurrent Liabilities		
Total Other Enterprise Funds		
Internal Service Fund		
0510 Bonds Payable		
0520 Extended-Term Financing Agreements Payable		
0530 Lease and Other Right To Use Obligations		
0540 Accumulated Compensated Absences		
0550 Authority Lease Obligations		
0560 Other Post-Employment Benefits (OPEB)		
0599 Other Noncurrent Liabilities		
Total Internal Service Fund		

<u>Long-Term Indebtedness</u>	<u>06/30/2023 Estimate</u>	<u>06/30/2024 Projection</u>
Private Purpose Trust Fund		
0510 Bonds Payable		
0520 Extended-Term Financing Agreements Payable		
0530 Lease and Other Right To Use Obligations		
0540 Accumulated Compensated Absences		
0550 Authority Lease Obligations		
0560 Other Post-Employment Benefits (OPEB)		
0599 Other Noncurrent Liabilities		
Total Private Purpose Trust Fund		
Investment Trust Fund		
0510 Bonds Payable		
0520 Extended-Term Financing Agreements Payable		
0530 Lease and Other Right To Use Obligations		
0540 Accumulated Compensated Absences		
0550 Authority Lease Obligations		
0560 Other Post-Employment Benefits (OPEB)		
0599 Other Noncurrent Liabilities		
Total Investment Trust Fund		
Pension Trust Fund		
0510 Bonds Payable		
0520 Extended-Term Financing Agreements Payable		
0530 Lease and Other Right To Use Obligations		
0540 Accumulated Compensated Absences		
0550 Authority Lease Obligations		
0560 Other Post-Employment Benefits (OPEB)		
0599 Other Noncurrent Liabilities		
Total Pension Trust Fund		
Activity Fund		
0510 Bonds Payable		
0520 Extended-Term Financing Agreements Payable		
0530 Lease and Other Right To Use Obligations		
0540 Accumulated Compensated Absences		
0550 Authority Lease Obligations		
0560 Other Post-Employment Benefits (OPEB)		
0599 Other Noncurrent Liabilities		
Total Activity Fund		

<u>Long-Term Indebtedness</u>	<u>06/30/2023 Estimate</u>	<u>06/30/2024 Projection</u>
Other Agency Fund		
0510 Bonds Payable		
0520 Extended-Term Financing Agreements Payable		
0530 Lease and Other Right To Use Obligations		
0540 Accumulated Compensated Absences		
0550 Authority Lease Obligations		
0560 Other Post-Employment Benefits (OPEB)		
0599 Other Noncurrent Liabilities		
Total Other Agency Fund		
Permanent Fund		
0510 Bonds Payable		
0520 Extended-Term Financing Agreements Payable		
0530 Lease and Other Right To Use Obligations		
0540 Accumulated Compensated Absences		
0550 Authority Lease Obligations		
0560 Other Post-Employment Benefits (OPEB)		
0599 Other Noncurrent Liabilities		
Total Permanent Fund		
Total Long-Term Indebtedness	\$50,735,680	\$48,367,159

<u>Short-Term Payables</u>	<u>06/30/2023 Estimate</u>	<u>06/30/2024 Projection</u>
General Fund		
Public Purpose (Expendable) Trust Fund		
Other Comptroller-Approved Special Revenue Funds		
Athletic / School-Sponsored Extra Curricular Activities Fund		
Capital Reserve Fund - § 690, §1850		
Capital Reserve Fund - § 1431		
Other Capital Projects Fund		
Debt Service Fund		
Food Service / Cafeteria Operations Fund		
Child Care Operations Fund		
Other Enterprise Funds		
Internal Service Fund		
Private Purpose Trust Fund		
Investment Trust Fund		
Pension Trust Fund		
Activity Fund		
Other Agency Fund		
Permanent Fund		
Total Short-Term Payables		
TOTAL INDEBTEDNESS	\$50,735,680	\$48,367,159

Account Description	Amounts
0810 Nonspendable Fund Balance	2,095
0820 Restricted Fund Balance	
0830 Committed Fund Balance	3,000,000
0840 Assigned Fund Balance	2,750,000
0850 Unassigned Fund Balance	1,951,489
Total Ending Fund Balance - Committed, Assigned, and Unassigned	\$7,701,489
5900 Budgetary Reserve	
Total Estimated Ending Committed, Assigned, and Unassigned Fund Balance and Budgetary Reserve	\$7,703,584